



# Michiana Area Council of Government

Bob Carrico Michiana Area Council of Governments

01/02/2021

# Key Figures

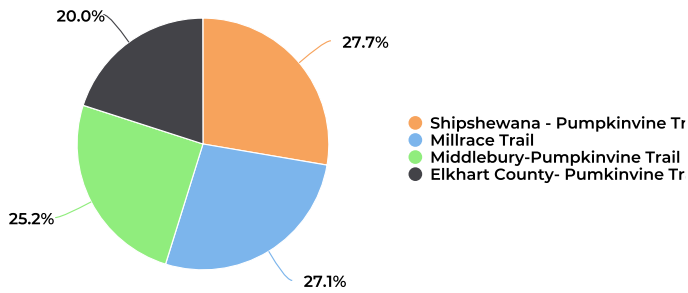
Michiana Area Council of Government

June 13th, 2020 → January 1st, 2021

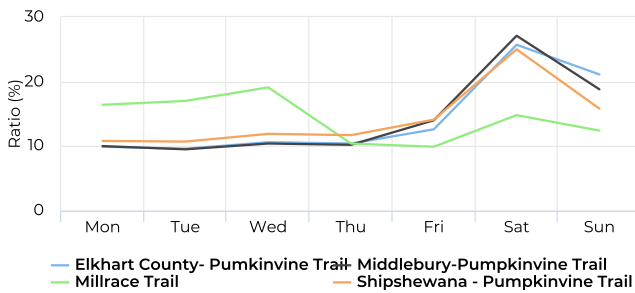
Total  
**212,913**

Peak Day  
Wednesday  
Dec 16th, 2020  
**4,665**

## Distribution

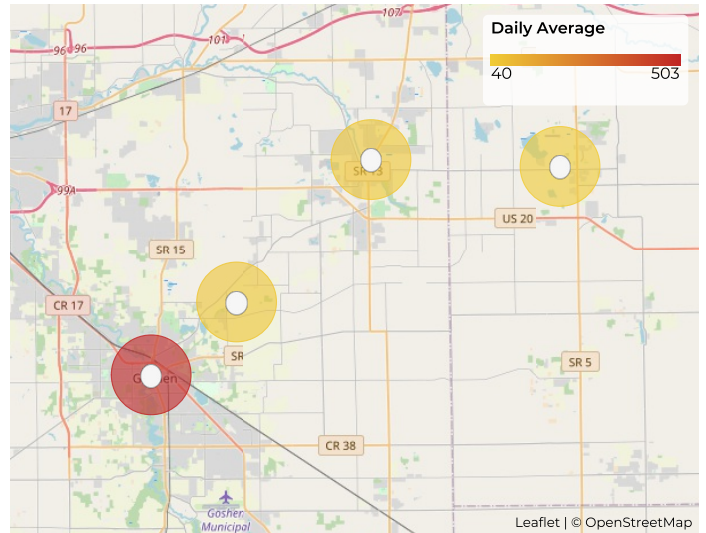


## Daily Profile



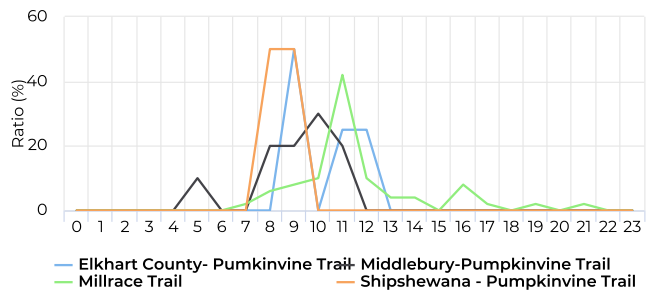
## Counter locations

📅 12/02/2020 → 01/01/2021



## Hourly Profile - Weekdays

📅 01/01/2021 → 01/01/2021



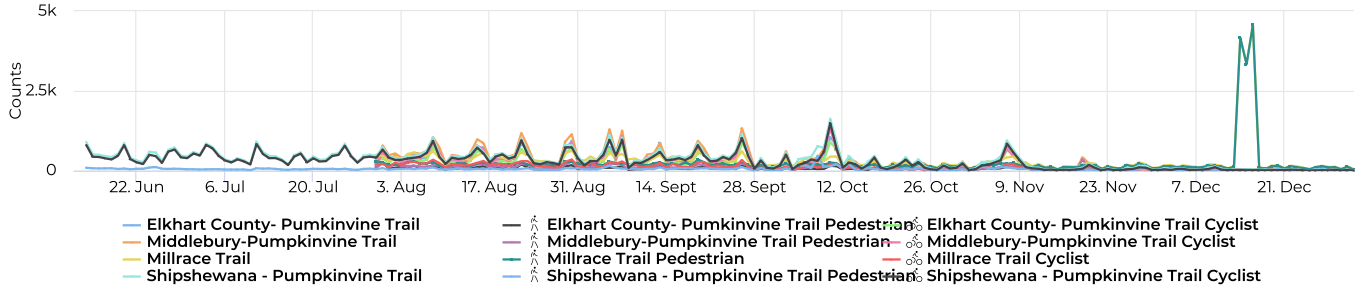
# Key Figures

Michiana Area Council of Government

June 13th, 2020 → January 1st, 2021

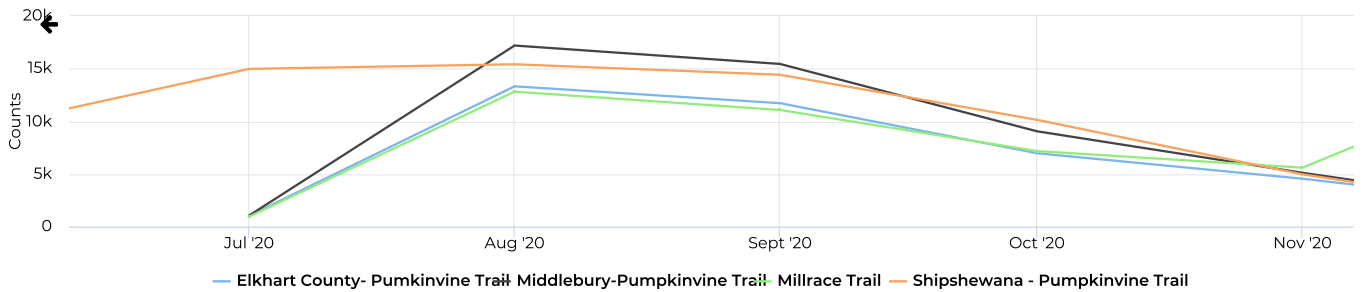
## Time Series

06/14/2020 → 01/01/2021



## Time Series

Whole Period



## Key Figures Summary

Site	Total	Average	Median	Peak Count	Peak Period
Shipshewana - Pumpkinvine Trail	70,813	349	344	1,625	Sat Oct 10th, 2020
Millrace Trail	53,302	342	257	4,576	Wed Dec 16th, 2020
Middlebury-Pumpkinvine Trail	49,445	317	229	1,527	Sat Oct 10th, 2020
Shipshewana - Pumpkinvine Trail Cyclist	60,584	298	266	1,490	Sat Oct 10th, 2020
Elkhart County- Pumpkinvine Trail	39,353	252	186	1,048	Sat Oct 10th, 2020
Millrace Trail Pedestrian	37,086	238	166	4,567	Wed Dec 16th, 2020
Middlebury-Pumpkinvine Trail Cyclist	36,104	231	151	1,321	Sat Oct 10th, 2020
Elkhart County- Pumpkinvine Trail Cyclist	30,081	193	126	897	Sat Oct 10th, 2020
Millrace Trail Cyclist	16,216	104	80	351	Sun Aug 30th, 2020
Middlebury-Pumpkinvine Trail Pedestrian	13,341	86	69	346	Thu Nov 19th, 2020
Elkhart County- Pumpkinvine Trail Pedestrian	9,272	59	49	272	Fri Jul 31st, 2020

Compared to 06/15/2019 → 01/03/2020